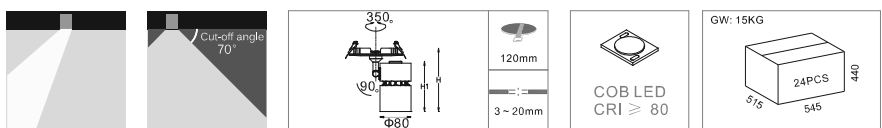


Beam Angle	H(m)	D(m)	E <sub>max</sub> (lx)
15°	1	0.3	11820
	2	0.6	2955
	3	0.9	1313
	4	1.2	739
	5	1.5	473
24°	1	0.4	8492
	2	0.7	2123
	3	1.1	944
	4	1.4	531
	5	1.8	340
38°	1	0.6	4711
	2	1.3	1178
	3	1.9	524
	4	2.6	294
	5	3.2	188

Surface Finish Color ■ Black □ White ■ Silver



Model No	Luminaire Power (Watt)	Input Current (mA)	Color Temperature (K)	Luminous Flux (lm)	CRI Ra	Luminaire Efficacy (lm/w)	L70 Lifetime (Hours)	SDCM	Beam Angle (°)	Dimming Format	Cut-out (mm)
KT-6118N14-20M15D-830-R-B4-230V-V5	18	450	3000	1420	83	79	50,000	3	15	Triac/1-10V	-
KT-6118N14-20M24D-830-R-B4-230V-V5	18	450	3000	1420	83	79	50,000	3	24	Triac/1-10V	-
KT-6118N14-20M38D-830-R-B4-230V-V5	18	450	3000	1420	83	79	50,000	3	38	Triac/1-10V	-
KT-6118N14-20M60D-830-R-B4-230V-V5	18	450	3000	1420	83	79	50,000	3	60	Triac/1-10V	-
KT-6118N15-20M15D-840-R-B4-230V-V5	18	450	4000	1545	83	86	50,000	3	15	Triac/1-10V	-
KT-6118N15-20M24D-840-R-B4-230V-V5	18	450	4000	1545	83	86	50,000	3	24	Triac/1-10V	-
KT-6118N15-20M38D-840-R-B4-230V-V5	18	450	4000	1545	83	86	50,000	3	38	Triac/1-10V	-
KT-6118N15-20M60D-840-R-B4-230V-V5	18	450	4000	1545	83	86	50,000	3	60	Triac/1-10V	-

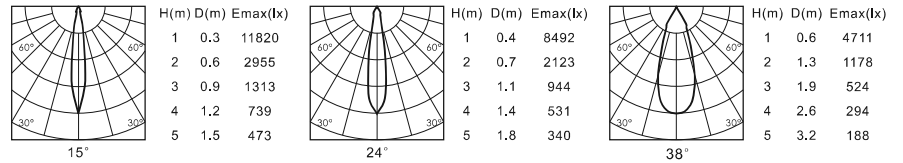
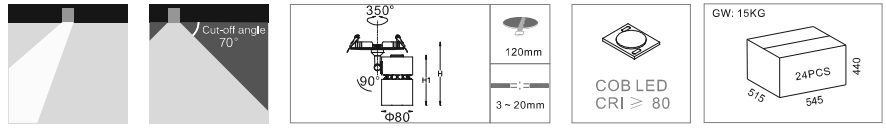


Beam Angle	H(m)	D(m)	E <sub>max</sub> (lx)
15°	1	0.3	11820
	2	0.6	2955
	3	0.9	1313
	4	1.2	739
	5	1.5	473
24°	1	0.4	8492
	2	0.7	2123
	3	1.1	944
	4	1.4	531
	5	1.8	340
38°	1	0.6	4711
	2	1.3	1178
	3	1.9	524
	4	2.6	294
	5	3.2	188

Surface Finish Color ■ Black □ White ■ Silver



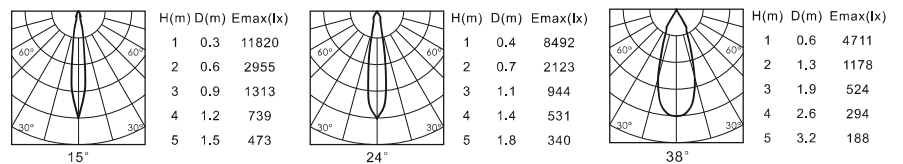
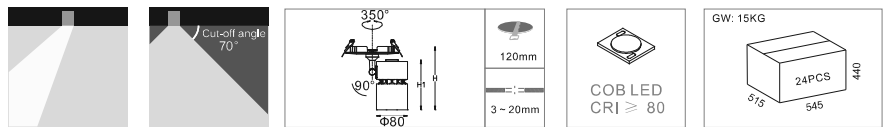
Model No	Luminaire Power (Watt)	Input Current (mA)	Color Temperature (K)	Luminous Flux (lm)	CRI Ra	Luminaire Efficacy (lm/w)	L70 Lifetime (Hours)	SDCM	Beam Angle (°)	Dimming Format	Cut-out (mm)
KT-6118N14-20M15D-830-R-B5-230V-V5	18	450	3000	1420	83	79	50,000	3	15	Triac/1-10V	-
KT-6118N14-20M24D-830-R-B5-230V-V5	18	450	3000	1420	83	79	50,000	3	24	Triac/1-10V	-
KT-6118N14-20M38D-830-R-B5-230V-V5	18	450	3000	1420	83	79	50,000	3	38	Triac/1-10V	-
KT-6118N14-20M60D-830-R-B5-230V-V5	18	450	3000	1420	83	79	50,000	3	60	Triac/1-10V	-
KT-6118N15-20M15D-840-R-B5-230V-V5	18	450	4000	1545	83	86	50,000	3	15	Triac/1-10V	-
KT-6118N15-20M24D-840-R-B5-230V-V5	18	450	4000	1545	83	86	50,000	3	24	Triac/1-10V	-
KT-6118N15-20M38D-840-R-B5-230V-V5	18	450	4000	1545	83	86	50,000	3	38	Triac/1-10V	-
KT-6118N15-20M60D-840-R-B5-230V-V5	18	450	4000	1545	83	86	50,000	3	60	Triac/1-10V	-



Surface Finish Color ■ Black □ White ■ Silver

IP40

Model No	Luminaire Power (Watt)	Input Current (mA)	Color Temperature (K)	Luminous Flux (lm)	CRI Ra	Luminaire Efficacy (lm/w)	L70 Lifetime (Hours)	SDCM	Beam Angle (°)	Dimming Format	Cut-out (mm)
KT-6122N17-20M15D-830-R-B6-230V-V5	22	500	3000	1735	83	79	50,000	3	15	Triac/1-10V	-
KT-6122N17-20M24D-830-R-B6-230V-V5	22	500	3000	1735	83	79	50,000	3	24	Triac/1-10V	-
KT-6122N17-20M38D-830-R-B6-230V-V5	22	500	3000	1735	83	79	50,000	3	38	Triac/1-10V	-
KT-6122N17-20M60D-830-R-B6-230V-V5	22	500	3000	1735	83	79	50,000	3	60	Triac/1-10V	-
KT-6122N19-20M15D-840-R-B6-230V-V5	22	500	4000	1885	83	86	50,000	3	15	Triac/1-10V	-
KT-6122N19-20M24D-840-R-B6-230V-V5	22	500	4000	1885	83	86	50,000	3	24	Triac/1-10V	-
KT-6122N19-20M38D-840-R-B6-230V-V5	22	500	4000	1885	83	86	50,000	3	38	Triac/1-10V	-
KT-6122N19-20M60D-840-R-B6-230V-V5	22	500	4000	1885	83	86	50,000	3	60	Triac/1-10V	-



Surface Finish Color ■ Black □ White ■ Silver

IP40

Model No	Luminaire Power (Watt)	Input Current (mA)	Color Temperature (K)	Luminous Flux (lm)	CRI Ra	Luminaire Efficacy (lm/w)	L70 Lifetime (Hours)	SDCM	Beam Angle (°)	Dimming Format	Cut-out (mm)
KT-6122N17-20M15D-830-R-B7-230V-V5	22	500	3000	1735	83	79	50,000	3	15	Triac/1-10V	-
KT-6122N17-20M24D-830-R-B7-230V-V5	22	500	3000	1735	83	79	50,000	3	24	Triac/1-10V	-
KT-6122N17-20M38D-830-R-B7-230V-V5	22	500	3000	1735	83	79	50,000	3	38	Triac/1-10V	-
KT-6122N17-20M60D-830-R-B7-230V-V5	22	500	3000	1735	83	79	50,000	3	60	Triac/1-10V	-
KT-6122N19-20M15D-840-R-B7-230V-V5	22	500	4000	1885	83	86	50,000	3	15	Triac/1-10V	-
KT-6122N19-20M24D-840-R-B7-230V-V5	22	500	4000	1885	83	86	50,000	3	24	Triac/1-10V	-
KT-6122N19-20M38D-840-R-B7-230V-V5	22	500	4000	1885	83	86	50,000	3	38	Triac/1-10V	-
KT-6122N19-20M60D-840-R-B7-230V-V5	22	500	4000	1885	83	86	50,000	3	60	Triac/1-10V	-