

Silver



Black

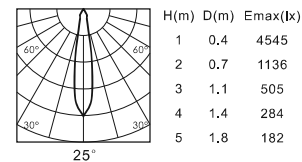
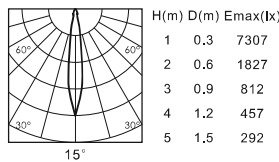
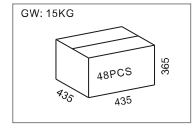
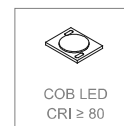
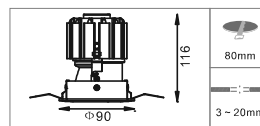


Gold

Surface Finish Color ■ Black □ White ■ Silver



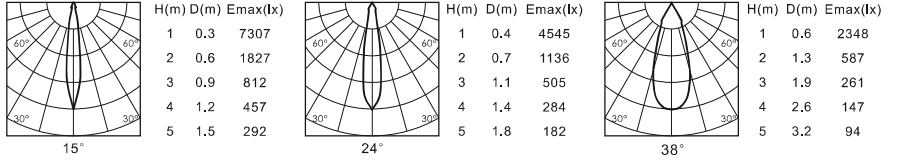
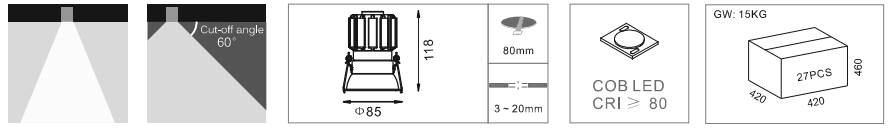
Model No	Luminaire Power (Watt)	Input Current (mA)	Color Temperature (K)	Luminous Flux (lm)	CRI Ra	Luminaire Efficacy (lm/w)	L70 Lifetime (Hours)	SDCM	Beam Angle (°)	Dimming Format	Cut-out (mm)
KT-7115N12-20M15D-830-R-B1-230V-V5	15	350	3000	1215	83	81	50,000	3	15	Triac/1-10V	80
KT-7115N12-20M25D-830-R-B1-230V-V5	15	350	3000	1215	83	81	50,000	3	25	Triac/1-10V	80
KT-7115N12-20M38D-830-R-B1-230V-V5	15	350	3000	1215	83	81	50,000	3	38	Triac/1-10V	80
KT-7115N12-20M60D-830-R-B1-230V-V5	15	350	3000	1215	83	81	50,000	3	60	Triac/1-10V	80
KT-7115N13-20M15D-840-R-B1-230V-V5	15	350	4000	1320	83	88	50,000	3	15	Triac/1-10V	80
KT-7115N13-20M25D-840-R-B1-230V-V5	15	350	4000	1320	83	88	50,000	3	25	Triac/1-10V	80
KT-7115N13-20M38D-840-R-B1-230V-V5	15	350	4000	1320	83	88	50,000	3	38	Triac/1-10V	80
KT-7115N13-20M60D-840-R-B1-230V-V5	15	350	4000	1320	83	88	50,000	3	60	Triac/1-10V	80



Surface Finish Color ■ Black □ White ■ Silver



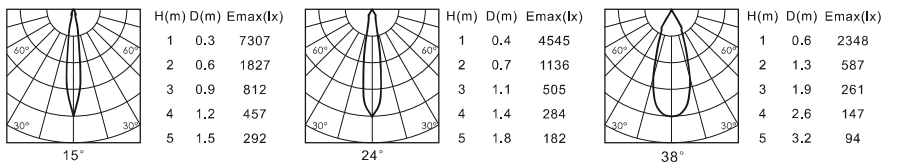
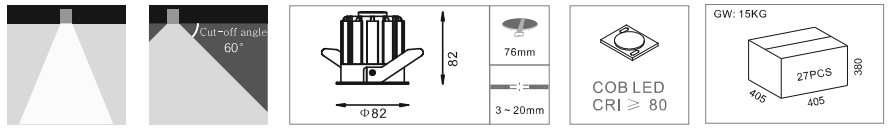
Model No	Luminaire Power (Watt)	Input Current (mA)	Color Temperature (K)	Luminous Flux (lm)	CRI Ra	Luminaire Efficacy (lm/w)	L70 Lifetime (Hours)	SDCM	Beam Angle (°)	Dimming Format	Cut-out (mm)
KT-7115N12-20M15D-830-R-B2-230V-V5	15	350	3000	1215	83	81	50,000	3	15	Triac/1-10V	80
KT-7115N12-20M25D-830-R-B2-230V-V5	15	350	3000	1215	83	81	50,000	3	25	Triac/1-10V	80
KT-7115N13-20M15D-840-R-B2-230V-V5	15	350	4000	1320	83	88	50,000	3	15	Triac/1-10V	80
KT-7115N13-20M25D-840-R-B2-230V-V5	15	350	4000	1320	83	88	50,000	3	25	Triac/1-10V	80



Surface Finish Color ■ Black □ White ■ Silver



Model No	Luminaire Power (Watt)	Input Current (mA)	Color Temperature (K)	Luminous Flux (lm)	CRI Ra	Luminaire Efficacy (lm/w)	L70 Lifetime (Hours)	SDCM	Beam Angle (°)	Dimming Format	Cut-out (mm)
KT-7114N10-20M15D-830-R-B3-230V-V5	14	300	3000	970	83	69	50,000	3	15	Triac/1-10V	80
KT-7114N10-20M24D-830-R-B3-230V-V5	14	300	3000	970	83	69	50,000	3	24	Triac/1-10V	80
KT-7114N10-20M38D-830-R-B3-230V-V5	14	300	3000	970	83	69	50,000	3	38	Triac/1-10V	80
KT-7114N10-20M60D-830-R-B3-230V-V5	14	300	3000	970	83	69	50,000	3	60	Triac/1-10V	80
KT-7114N11-20M15D-840-R-B3-230V-V5	14	300	4000	1055	83	75	50,000	3	15	Triac/1-10V	80
KT-7114N11-20M24D-840-R-B3-230V-V5	14	300	4000	1055	83	75	50,000	3	24	Triac/1-10V	80
KT-7114N11-20M38D-840-R-B3-230V-V5	14	300	4000	1055	83	75	50,000	3	38	Triac/1-10V	80
KT-7114N11-20M60D-840-R-B3-230V-V5	14	300	4000	1055	83	75	50,000	3	60	Triac/1-10V	80



Surface Finish Color ■ Black □ White ■ Silver



Model No	Luminaire Power (Watt)	Input Current (mA)	Color Temperature (K)	Luminous Flux (lm)	CRI Ra	Luminaire Efficacy (lm/w)	L70 Lifetime (Hours)	SDCM	Beam Angle (°)	Dimming Format	Cut-out (mm)
KT-7115N12-20M15D-830-R-B4-230V-V5	15	350	3000	1215	83	81	50,000	3	15	Triac/1-10V	76
KT-7115N12-20M24D-830-R-B4-230V-V5	15	350	3000	1215	83	81	50,000	3	24	Triac/1-10V	76
KT-7115N12-20M38D-830-R-B4-230V-V5	15	350	3000	1215	83	81	50,000	3	38	Triac/1-10V	76
KT-7115N12-20M60D-830-R-B4-230V-V5	15	350	3000	1215	83	81	50,000	3	60	Triac/1-10V	76
KT-7115N13-20M15D-840-R-B4-230V-V5	15	350	4000	1320	83	88	50,000	3	15	Triac/1-10V	76
KT-7115N13-20M24D-840-R-B4-230V-V5	15	350	4000	1320	83	88	50,000	3	24	Triac/1-10V	76
KT-7115N13-20M38D-840-R-B4-230V-V5	15	350	4000	1320	83	88	50,000	3	38	Triac/1-10V	76
KT-7115N13-20M60D-840-R-B4-230V-V5	15	350	4000	1320	83	88	50,000	3	60	Triac/1-10V	76